

# KONNECT



Konnect is a modular grid-based shelving and storage system, designed to create flexible zones within a workspace. A configurable, extensive range of accessories can be added to the metal structure to provide functional, biophilic and storage options to an environment. The range also

provides media applications and desking for office or remote working. Developed with sustainability in mind, we have reduced the number of plastic components and fixings. The Konnect accessories are engineered to fit within the metal frame and allow the user to constantly adapt and evolve their spaces.


KONNECT



# PRODUCTS

## GRID FRAMES

The Konnect Metal Frame is the structural element of the range, on which the accessories, overhead frames, media units and desk are fixed. Provisions for connecting the frames are provided. All Konnect Metal Frames come fully welded for strength, stability and precision, as well as hassle-free installation on site.



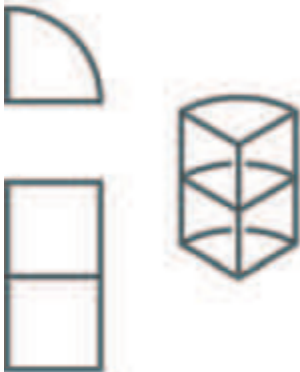
## KURVED CORNER GRID FRAMES

The Konnect Kurved Corner Frames provide the option of enclosed areas and perpendicular walls, allowing for numerous tailored configurations. The Kurved Shelf provides a storage surface that can slot into the Konnect framework, without any additional fixings.

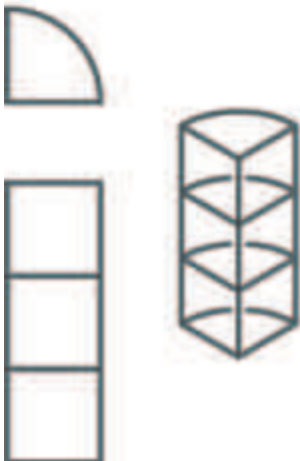
**1 High Kurved**  
KONK.1



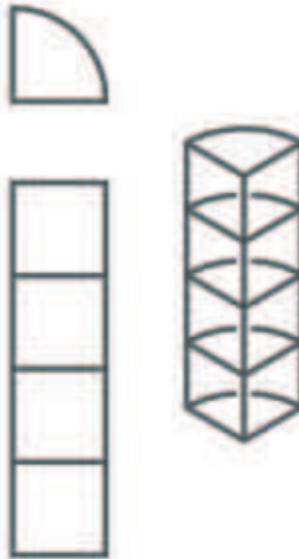
**2 High Kurved**  
KONK.2



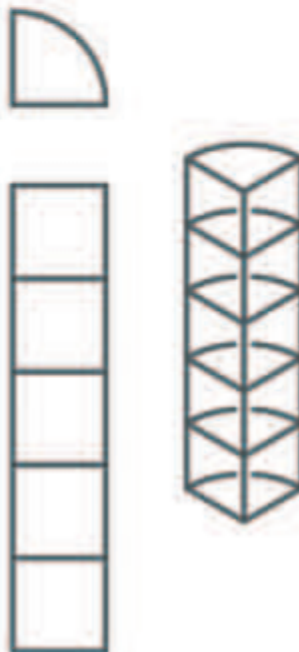
**3 High Kurved**  
KONK.3



**4 High Kurved**  
KONK.4



**5 High Kurved**  
KONK.5



## OVERHEAD KONNECTING GRID FRAMES

Konnect Overhead Connecting Frames create a canopy opening within a Konnect environment. Available in a Straight or Kurved option, the configuration of the Overhead Connecting Frame is customisable.

### Kurved Overhead Frame



**Konnect Overhead Connecting  
Kurved 1**  
KONOH.1K



**Konnect Overhead Connecting  
Kurved 2**  
KONOH.2K




**Konnect Overhead Connecting  
Straight 2**  
KONOH.2S



**Konnect Overhead Connecting  
Straight 3**  
KONOH.3S



**Konnect Overhead Connecting  
Straight 4**  
KONOH.4S



## GRID FRAME COLOURS

Konnect Metal Frames are finished in black as standard, with alternative options from our colour range, shown below (see price list for colour upcharge). The Konnect Frame can also be painted to match a custom RAL number, to allow the frame to tie in with the surrounding environment. At ØRN, we are happy to help you achieve this and our sales team will support you through this process.

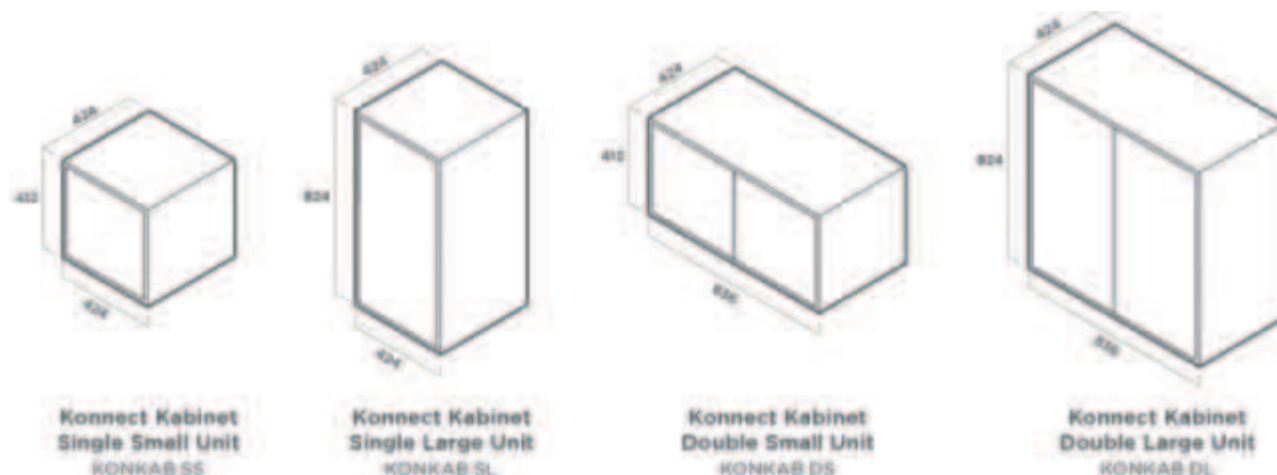
For 2D CAD data, contact [sales@orn-int.co.uk](mailto:sales@orn-int.co.uk)

<b>BK</b> BLACK	<b>WH</b> WHITE	<b>OR</b> ORANGE	<b>RD</b> RED	<b>YE</b> YELLOW	<b>GR</b> GREEN	<b>BL</b> BLUE	<b>LG</b> LIGHT GREY	<b>DG</b> DARK GREY
--------------------	--------------------	---------------------	------------------	---------------------	--------------------	-------------------	-------------------------	------------------------

## KABINETS

The Konnect Cabinets are floor standing storage units. The Konnect Metal Frames and Konnect Media Unit can be fitted on top of the units (these MUST be specified with Connecting Accessories above). Konnect Cabinets come fully assembled with a Connecting Shelf, to provide a secure connection between the Metal Frame and Cabinet. Push-fit opening mechanisms are standard, with further options for locks. All Cabinet units can be specified with Adjustable Feet or Kastors (see Adjustable Foot and Kastor page).

KONNECT



### Kabinet Lock Options



CAM Lock & Key



Keypad Lock

### Kabinet Finishes

<b>PY</b> PLYWOOD	<b>OK</b> OAK	<b>BK</b> BLACK	<b>WH</b> WHITE	<b>OR</b> ORANGE	<b>RD</b> RED	<b>YE</b> YELLOW	<b>GR</b> GREEN	<b>BL</b> BLUE	<b>LG</b> LIGHT GREY	<b>DG</b> DARK GREY
----------------------	------------------	--------------------	--------------------	---------------------	------------------	---------------------	--------------------	-------------------	-------------------------	------------------------



## ACCESSORIES

Konnect Accessories are designed to allow for customisation of any Konnect Frame configuration and provide functionality within an environment. Each Accessory has been designed to cover most requirements within a shelving system and have been engineered to allow for easy installation, without the requirement for fixing brackets or connecting blocks. Available in a range of wood and painted finishes, the accent tones and finishes will bring warmth and character to any space.



The icon shown, identifies an Accessory item that can be used to Konnect the Metal Frame to the Kabinet units, (reference page 20).



### Single Shelf

KONS.S

The Single Shelf unit fits within the Metal Frame and provides a surface to place items, across single Frame boxes.



### Double Shelf

KONS.D

The Double Shelf unit fits within the Metal Frame and provides a surface to place items, across double Frame boxes.



### Kurved Shelf

KONKS

The Kurved Shelf unit fits within the Kurved Corner Frame and provides a surface to place items. (Only available on Konnect Kurved Corner Frames)



### Cover Plate - Single

KONCP.S

The Single Cover Plate unit fits to the top of the Metal Frame, to provide a shelf surface or capping piece.



### Cover Plate - Double

KONCP.D

The Double Cover Plate unit fits to the top of the Metal Frame, to provide a shelf surface or capping piece.



### Cover Plate - Kurved

KONCP.K

The Kurved Cover Plate unit fits to the top of the Metal Frame, to provide a shelf surface or capping piece. (Only available on Konnect Kurved Corner Frames)



### Planter

KONPL

The Planter unit houses biophilia, to provide a natural feel and look to the Konnect range. (Biophilia NOT included)





### Box Shelf Open

KONBX.O

The Open Box Shelf unit provides an open shelf surface to store items, perfect for partition wall usage.



### Box Shelf Closed

KONBX.C

The Closed Box Shelf unit provides an enclosed shelf surface to store items.



### Moss Panel - Single

KONM.S

The Single Moss Panel unit provides biophilia and greenery with an environment, to provide a natural element to the Konnect range.



### Moss Panel - Double

KONM.D

The Double Moss Panel unit provides biophilia and greenery with an environment. Perfect for a partition wall, displaying natural greenery on both sides.



### Whiteboard

KONW

The Konnect Whiteboard is mounted to the Metal Frame and provides a writing surface ideal for meetings, presentations and brainstorming.



### Dowel Board

KONDB

The Dowel Board provides a customisable hanging section, for coats, magazines, headphones etc. The board comes with three dowel pegs as standard, with the option to specify more, should they be required.



### Felt Box

KONFB

The Felt Box provides an acoustic box that fits within a full box section of the Metal Frame. Colours available, shown below.

<b>BK</b> BLACK	<b>WH</b> WHITE	<b>OR</b> ORANGE	<b>RD</b> RED	<b>YE</b> YELLOW	<b>GR</b> GREEN	<b>BL</b> BLUE	<b>LG</b> LIGHT GREY	<b>DG</b> DARK GREY
--------------------	--------------------	---------------------	------------------	---------------------	--------------------	-------------------	-------------------------	------------------------



### Locker KONL



The Konnect Locker unit provides an area for personal belongings or items that require a secure surrounding. The Locker has been designed to fit securely within the Metal Frame with minimum installation time and minimal installation components.



### CAM Lock

The Locker is fitted with a CAM Lock and Key as standard

## Locker Options



### Letterbox

The Konnect Locker Door can be machined with a Letterbox feature. The Letterbox option allows the Locker unit to function as a secure post-box.



### Keypad Lock

The Konnect Locker can be specified with a keypad lock, as an alternative to the standard CAM lock. The Keypad Lock comes with a master key for maintenance.



### Number Plate

Brass Number Plates can be specified for the Konnect Locker, for on-site Locker identification. The Number Plates come with an adhesive strip on the back for easy installation.

## Accessories Finishes

<b>PY</b> PLYWOOD	<b>OK</b> OAK	<b>BK</b> BLACK	<b>WH</b> WHITE	<b>OR</b> ORANGE	<b>RD</b> RED	<b>YE</b> YELLOW	<b>GR</b> GREEN	<b>BL</b> BLUE	<b>LG</b> LIGHT GREY	<b>DG</b> DARK GREY
----------------------	------------------	--------------------	--------------------	---------------------	------------------	---------------------	--------------------	-------------------	-------------------------	------------------------



## ACCESSORIES

KONNECT



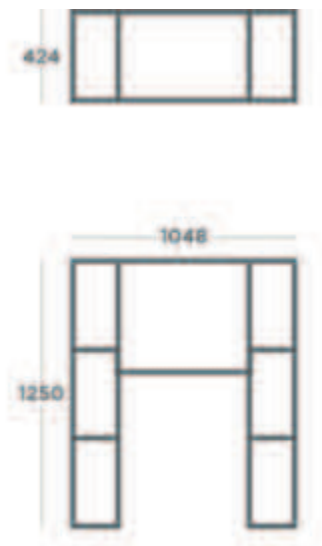
- |  |  |  |
|--|--|--|
| <b>1</b> <b>Kabinet</b><br><i>Double Large Unit - Black</i><br><b>KONKAB.DL.BL</b>       | <b>5</b> <b>Planter</b><br><i>Planter - Plywood</i><br><b>KONPL.PY</b>                         | <b>9</b> <b>Dowel Board</b><br><i>Dowel Board - Plywood</i><br><b>KOND.BPY</b>                               |
| <b>2</b> <b>Whiteboard</b><br><i>Standard Whiteboard</i><br><b>KONW</b>                  | <b>6</b> <b>Moss Box Shelf</b><br><i>Moss Box Shelf - Single - Plywood</i><br><b>KONM.S.PY</b> | <b>10</b> <b>Single Shelf</b><br><i>Shelf - Single - Plywood</i><br><b>KONS.S.PY</b>                         |
| <b>3</b> <b>Locker</b><br><i>Keypad Lock - Letterbox - Plywood</i><br><b>KONL.P.L.PY</b> | <b>7</b> <b>PET Felt Box</b><br><i>PET Felt Box - Light Grey</i><br><b>KONF.BLG</b>            | <b>11</b> <b>Double Connecting Shelf</b><br><i>Shelf - Double Connecting - Plywood</i><br><b>KONS.D.K.PY</b> |
| <b>4</b> <b>Open Box Shelf</b><br><i>Box Shelf - Open - Plywood</i><br><b>KONBK.O.PY</b> | <b>8</b> <b>Closed Box Shelf</b><br><i>Box Shelf - Closed - Plywood</i><br><b>KONBK.C.PY</b>   |  |

NOTE: Items shown in image can be identified by the *Italic font*.

NOTE: All Grid Frames and Media Unit Frames mounted on a Kabinet MUST be specified with Connecting Accessories. The minimum requirement is a Connecting Shelf for each Grid Frame

# DESK

The Konnect Desk provides a workspace that is both free-standing and configurable within the Konnect framework, giving dual function to any environment. Available with power and data, the desk is equipped for hot desking, fixed working and home working, with a screen panel to mount monitors and a comfortably sized desktop surface. The Konnect Desk can also be specified with additional Accessory items, to bring colour, comfort and character to a work space.



## Metal Frame Finishes

<b>BK</b> BLACK	<b>WH</b> WHITE	<b>OR</b> ORANGE	<b>RD</b> RED	<b>YE</b> YELLOW	<b>GR</b> GREEN	<b>BL</b> BLUE	<b>LG</b> LIGHT GREY	<b>DG</b> DARK GREY
--------------------	--------------------	---------------------	------------------	---------------------	--------------------	-------------------	-------------------------	------------------------



## DESK ACCESSORIES

### Accessories - Standard with Desk



#### Back Board

KONDESBB

The Desk Back Board provides a partition panel to allow for privacy while working and a surface to mount monitors and power and data.



#### Table Top

KONDESTT

The Table Top provides a working surface, with an option to insert power and data.



#### Small Side Screen

KONDESSS.S

The small side screen provides an upstand off the desk unit. Specified as a pair.

### Accessories - Optional



#### Shelf

KONSH.S

The Shelf provides a surface to store books, magazines and/or display items.



#### Large Side Screen

KONDESSS.L

The Large Side Screen provides a privacy partition to allow for a fully enclosed working hotspot. Specified as a pair.



#### Box Shelf - Open or Closed

KONBXH.O / KONBXH.C

The Box Shelf provides a surface to store items in an enclosed or open surround.





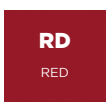


#### Planter

KONPH

The Planter provides an enclosed structure to hold biophilia, providing the work space with greenery. (Biophilia NOT included)

KONNECT

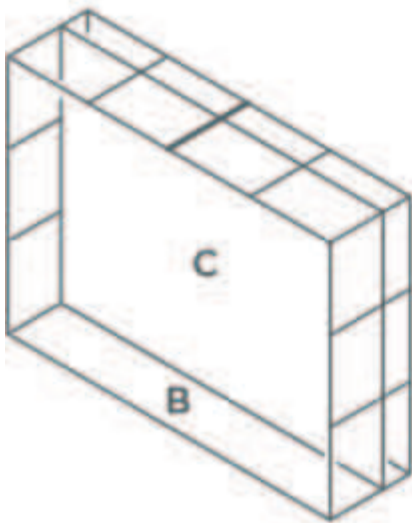
### Accessory Colour Options



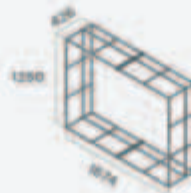
# MEDIA UNIT

The Konnect Media Unit provides a focal presentation area, on which monitors can be fixed and additional storage provided. The Media Unit offers an Overhead solution, which is an additional Metal Frame structure above the Attachment Board. The Media Unit can also be mounted and fixed to the Double Cabinet Unit, offering a cable management hole to the rear of the structure, allowing cables and technical units to be stored.

**Konnect Media Unit**  
KONMMU



## COMPONENT BREAKDOWN



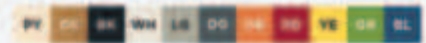
### Frame

KONMUFR



### Kabinet Cover Board

KONMUKCB

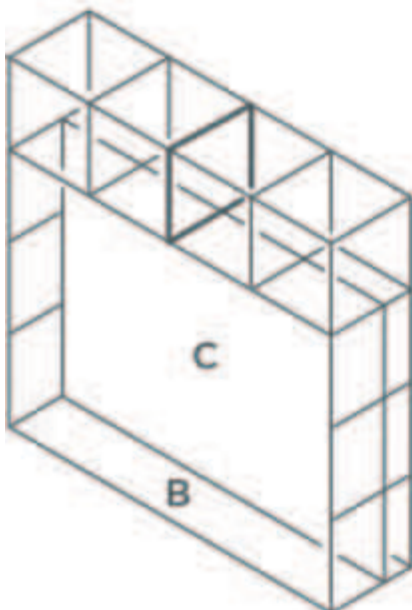


### Attachment Board

KONMUAB



**Konnect Overhead Media Unit**  
KONMMUOV



## COMPONENT BREAKDOWN



### Frame

KONMMUOVER



### Kabinet Cover Board

KONMUKCB



### Attachment Board

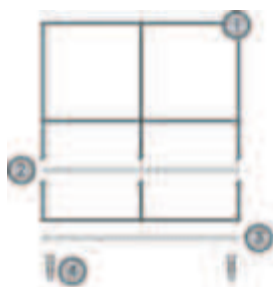
KONMUAB





# KASTORS & ADJUSTABLE FEET

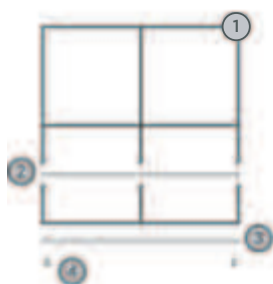
All Konnect Units can be fitted with Kastors or Adjustable Feet. Adjustable Feet can be specified to compensate for uneven flooring and Kastors specified to create moveable Konnect Units, allowing for a fluid furniture environment. Both the Kastors and Adjustable Feet are attached to a Base Board Unit, that allows the transition between Metal Frames and Cabinet Units to remain constant. The Base Boards are easily fitted to the underside of the Kabinet Units, and connected to the Metal Frames using the Connecting Shelf. Pricing for Kastor includes base board and fixings. Pricing for Adjustable Feet includes base board and fixing, but NOT Connecting Accessory.



Konnect Grid Frame - Kastors

The Konnect Grid Frame with Kastors requires the following components

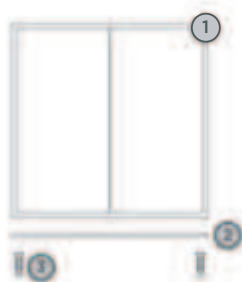
- ① Konnect Grid Frame
- ② Connecting Accessory (Connecting Double Shelf shown) - Fixes the Base Board to the Grid Frame (NOT INCLUDED IN PRICING)
- ③ Base Board - Bolted to the Connecting Shelf through the Konnect Grid Frame
- ④ Kastor - Each Kastor is fixed onto the Base Board with screws, located via the machined pilot holes



Konnect Grid Frame - Adjustable Feet

The Konnect Grid Frame with Adjustable Feet requires the following components:

- ① Konnect Grid Frame
- ② Connecting Accessory (Connecting Double Shelf shown) - Fixes the Base Board to the Grid Frame (NOT INCLUDED IN PRICING)
- ③ Base Board - Bolted to the Connecting Shelf through the Konnect Grid Frame
- ④ Adjustable Foot - The foot is screwed into the Base Board, with the thread allowing for adjustment



Konnect Kabinet - Kastors

The Konnect Kabinet with Kastors requires the following components

- ① Konnect Kabinet - supplied with felt to cover the fixing hardware
- ② Base Board - Bolted into the Kabinet fixtures fitted into the bottom panel
- ③ Kastor - Each Kastor is fixed onto the Base Board with screws, located via the machined pilot holes



Konnect Kabinet - Adjustable Feet

The Konnect Kabinet with Adjustable Feet requires the following components:

- ① Konnect Kabinet - supplied with felt to cover the fixing hardware
- ② Base Board - Bolted into the Kabinet fixtures fitted into the bottom panel
- ③ Adjustable Foot - The foot is screwed into the Base Board, with the thread allowing for adjustment





SUSTAINABILITY

Sustainable figures are approximate only. The team is continually working on the accuracy of these figures, and to improve the sustainability of the product ranges.

Konnect Frame


Product material composition\*



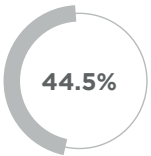
\*Graphs based on an average Konnect configuration  
\*\*Hardware not included in calculations

Konnect Accessories

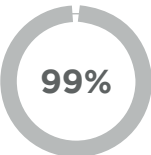
Product material composition\*



Recycled content\*



Recyclable content\*



KONNECT